

Species focus

Collect information about your favourite animal at Sydney Zoo



What is their most important adaptation?

Draw the animal below and label all of the important structural adaptations.

Species: _____

Do I have any behavioural adaptations?

Amazing adaptations

N A M E :


While you are at the zoo today, find the animals these adaptations belong to.



Species: _____

Why do you think they have a tail like this?

Prehensile tail



Species: _____

What do you think they use these raised scales 'scutes' for?

Scutes



Species: _____

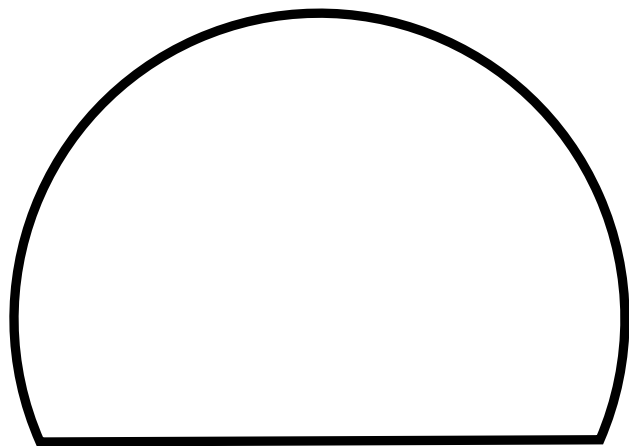
What can they do with these back legs?

Big feet

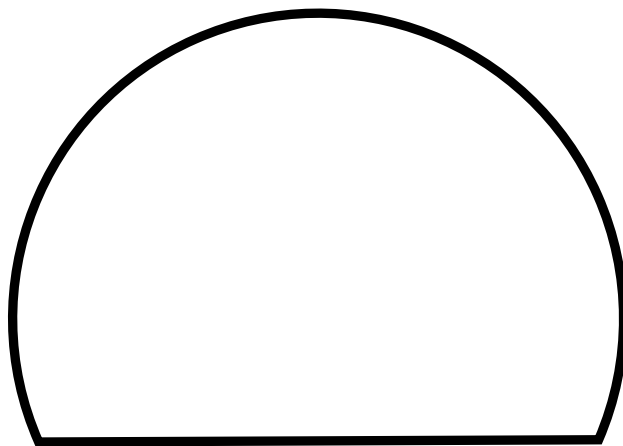
Who can...



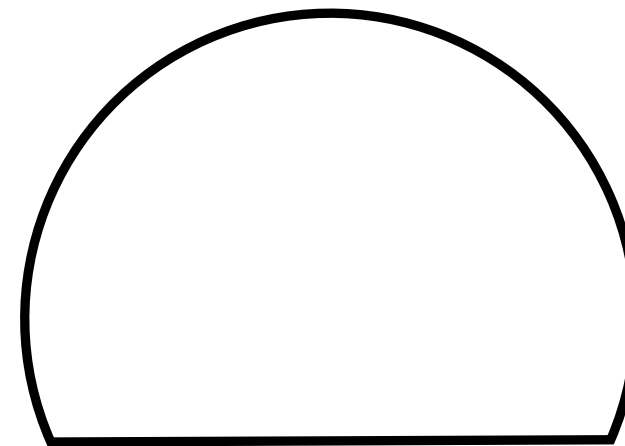
Find an animal at Sydney Zoo for each adaptation below – circle their location on the map



Draw an animal that swims well and label its adaptations that help it to do this



Draw an animal that climbs well and label its adaptations that help it to do this



Draw any animal and label its adaptations – what does this animal do well?